

SL-and-N construction blog

+ SUBSCRIBE

POSTS LATEST ACTIVITY PHOTOS Search Page 54 of 102 Filter

03-15-2021, 05:32 PM #796

quote: *Originally posted by deemery*
Stain won't put the rail back in gauge.... That's the real problem, not the coloration.
dave

Yes, use the long spikes and spike into the roadbed.

It's only make-believe

99 Quote Comment Flag Like 0

08-28-2021, 01:08 PM #797

Well, once RR-Line is stable, I post updates. I can't say I've gotten a lot of visible progress in the last 6 months, but after some summer doldrums, I do have some things to show.
dave

Modeling 1890s (because the voices in my head told me to)

1 comment

TRAINS1941 commented 08-29-2021, 09:43 PM #797.1
Dave any progress on this???

Flag

09-13-2021, 07:08 PM #798

Here's the visible staging yard. I sieved paver base for the foundation texture and then used Arizona Rock "yard mix" on the track. Opinions on the coloring and suggestions for further detailing definitely wanted!
dave

1 Photo

Modeling 1890s (because the voices in my head told me to)

Edit 99 Quote Comment Flag Like 1

09-14-2021, 12:20 PM #799

More of a question than suggestion. Being that you model TOC and all locomotives are steam, wouldn't the yard be darker with all the cinders flying around? It does look nice though.
Bernd

New York, Vermont & Northern Rwy. - Route of the Black Diamonds
Main thread to all that's happening on the NY,V & N Rwy. [The New York, Vermont -and- Northern Rwy. - Railroad Line Forums \(railroad-line.com\)](#)
New York, Vermont -and- Northern Rwy HO30 Quarry Line <https://railroad-line.com/node/31167>

99 Quote Comment Flag Like 0

09-14-2021, 04:11 PM #800

Azrock's "Yard Mix" is supposed to have a lot of cinders in it, which is why I went with that. But that's a good point, anyone got good color photos from the steam period?
dave

Modeling 1890s (because the voices in my head told me to)

Edit 99 Quote Comment Flag Like 0

09-14-2021, 04:23 PM #801

There are picture books from Morning Sun and Four Ways West and others that have period shots of yards. Color film didn't show up, as I understand it anyway, until about 1935, but that was still steam era. WWII shots are limited, for security reasons, but there are a number of post-war photos available in these books. The B&MRRHS also has photo books.
Pete in Michigan

99 Quote Comment Flag Like 0

09-15-2021, 08:33 AM #802


That represents a lot of work. Excellent progress, Dave.

I was so much older then, I'm younger than that now *Bob Dylan*

99 Quote Comment Flag Like 0


09-24-2021, 11:57 AM #803

Two 'work in progress snapshots'. The first is the Laird Stone Works Co flat.



There'll be a loading dock between the structure and the NG track, and another between the NG and SG track.

The second is an experiment in ballasting. I'm using old Sun-Ray ballast that I got probably 20 years ago as they were going out of business. I don't know what the material is, it's not dense enough to be stone. But I think it has a nice contrast with the yard tracks. (Main line on the top of the photo...)




dave

Modeling 1890s (because the voices in my head told me to)

Edit 99 Quote Comment Flag Like 0

09-27-2021, 01:02 PM #804

Except for stairs on the left side of the loading dock and the scenery, this one is done.



dave

Modeling 1890s (because the voices in my head told me to)

Edit 99 Quote Comment Flag Like 0

09-27-2021, 01:28 PM #805

Looks good Dave.
Bernd

New York, Vermont & Northern Rwy. - Route of the Black Diamonds
Main thread to all that's happening on the NY,V & N Rwy. [The New York, Vermont -and- Northern Rwy. - Railroad Line Forums \(railroad-line.com\)](#)
New York, Vermont -and- Northern Rwy HO30 Quarry Line <https://railroad-line.com/node/31167>

99 Quote Comment Flag Like 0

09-27-2021, 05:52 PM #806

I like it. Lots of windows, appropriate for your time period.
Mike

I was so much older then, I'm younger than that now *Bob Dylan*

99 Quote Comment Flag Like 0

09-27-2021, 06:39 PM #807

Nicely done, Dave!
Pete in Michigan

99 Quote Comment Flag Like 0

09-27-2021, 07:07 PM #808

Mike, Prof Laird is a metamorphic petrologist, so she can tell you the 'where', 'why', and 'how' those rocks are there. Hence the name...
dave

Modeling 1890s (because the voices in my head told me to)

Edit 99 Quote Comment Flag Like 1

09-28-2021, 07:39 AM #809

Regarding the earlier discussion of ballast, color photos of engine terminal areas are quite close to what I've seen in person at Chama and various steam terminals around China. Surfaces are all covered in pretty much pure cinders, consistency fine gravel to coarse sand. By the time I saw the BSM around Newburyport, it had apparently been getting cinder ballast for at least 50 years, plus a topping from traffic on a fairly heavily used double track main. This is what you've seen me trying to model.
Your main line is considerably newer, and was presumably built through a non-industrial landscape; on opening day any ballast would have been native gravel. Cinders and ash would accumulate from traffic. More cinders might come from engine terminal ash pits and hauling away ash from on-line industries, once they'd filled the grounds around the powerhouse.

James

99 Quote Comment Flag Like 0

10-03-2021, 11:06 PM #810

laird's really came out sharp. Your making fine progress. A note on your yard ballasting; a few weeks ago I was Antonito Co. Their yard was a lot darker and there was a lot more dirt between the tracks.
Bob

It's only make-believe

99 Quote Comment Flag Like 0

Write something...

Upload Attachments Upload from URL

Cancel Preview Post Reply